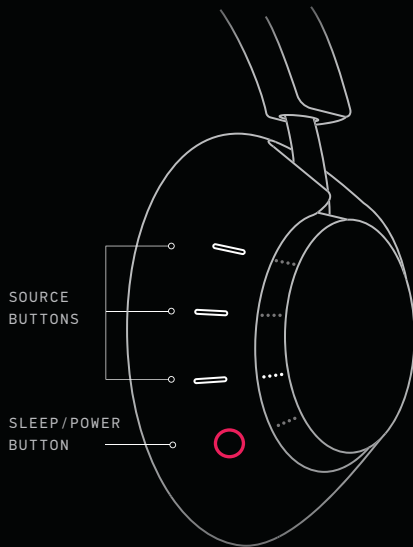


1/CONNECT



GET STARTED

- **For first-time use:** To turn on and enter pairing mode, press and hold the Sleep/Power Button for three seconds.* The lowest Source Light will begin to pulse. Go into your device's Bluetooth® settings and select Dolby Dimension™ to pair.

- **Pair more devices:** Press and hold a specific Source Button for three seconds to pair and assign a device to that button.
- **Wake/connect:** Short press one of the three Source Buttons to wake Dolby Dimension and automatically connect to its previously paired device.

*Dolby Dimension may need to be charged upon unboxing.

SLEEP AND POWER

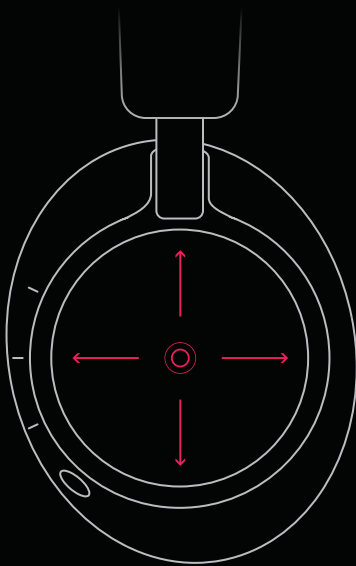
- **Enter sleep mode:** Short press the Sleep/Power Button to enter sleep mode and disconnect from your current device.
- **Power on/off:** Press and hold the Sleep/Power Button for three seconds.

SOURCE LIGHTS

- **One steady light:** Device connected
- **One pulsing light:** Pairing mode
- **Three cycling lights:** Select a device

Manage up to eight Bluetooth devices in the Dolby Dimension app.

2/CONTROL



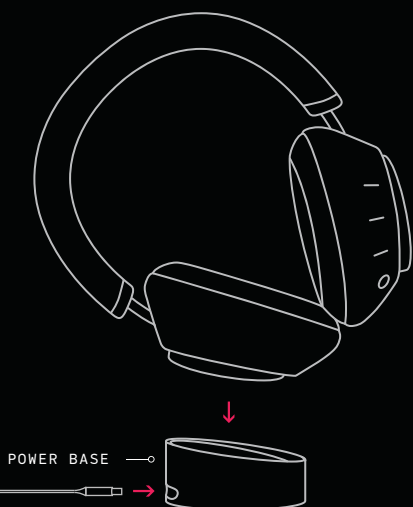
TOUCH CONTROLS

- **Dolby LifeMix™:** Tap twice to go from hearing a perfect blend of your entertainment and life around you (Transparency), to shutting out the world (Active Noise Cancellation).
- **Play/pause:** Tap once.
- **Volume control:** Swipe up/down.
- **Next/previous:** Swipe forward/back.

- **Activate Siri or Google Assistant:** Press and hold the Control Plate for three seconds.
- **Accept/end call:** Tap once.
- **Reject call:** Press and hold.

Adjust LifeMix, Virtualization, and Head Tracking settings in the Dolby Dimension app.

3/CHARGE



AT HOME

Rest the left ear cup on the Power Base to charge Dolby Dimension. Get a full charge in about two hours, and enough power in 15 minutes to watch a movie.

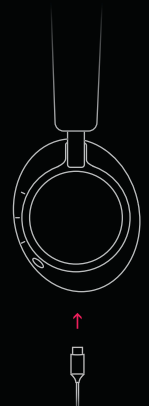
To set up charging, please firmly insert the end of the micro USB cable, Dolby logo side up, into the Power Base.

POWER LIGHT

- **Pulsing orange:** < Two hours battery left
- **Pulsing white:** > Two hours battery left
- **Steady white:** Fully charged

ON THE GO

Plug a micro USB cable into the right ear cup.



Turn low power mode on/off in the Dolby Dimension app.